

American Legion Post 48 Rules of the Competition Handgun Competition

These rules govern handgun competitions at the Post 48 firing range. We welcome input and recommendations from competitors and officials that will lead to further improvement of this event. Submit such recommendations to the Post 48 Range Committee Chairman.

1. Intent and spirit of the rules

The intent of the rules is to promote target competitions with handguns that are readily available and typically used during recreational target shooting. Any firearm or item of equipment that is not mentioned in these rules or that is contrary to the intent and spirit of the rules is prohibited.

2. Definitions

- 2-1 Alibi: a live round in a handgun that was not fired.
- 2-2 Cease fire: the command that requires the immediate cessation of firing.
- 2-3 Commence fire: the command that authorizes the start of the firing.
- 2-4 Competitor: a person 16 years or older who has registered for a competition.
- 2-5 Cross fire shot: a shot made by a competitor that is on another competitor's target.
- 2-6 Live Fire Range (LFR): the area on the range where the stages are held.
- 2-7 Match officials: the people appointed by Post 48 to perform actions during a competition.
- 2-8 Relay: a group of competitors shooting the three stages.
- 2-9 Stage: a course of fire which specifies a distance, type of fire, and the number of shots.

3. Administration

- 3-1 Registration fee. There is a registration fee paid by each competitor for each competition. The amount must be set by the Range Committee each year. A minimum of 10 competitors must be registered prior to the last

Wednesday before the event. This number may be waived by the Post Executive Committee.

- 3-2 Firearms. Firearms and ammunition must not be brought into the building at any time.
- 3-3 Targets. All targets are provided by the Post 48 Range Committee. The competitor's name will be printed at the top right front of the target paper (not the backer board); they also write their relay number & lane number in the appropriate space in the upper right of each target. Targets may be seen in Appendix I.
- 3-4 Course of fire. All Stages require each competitor to fire 10 rounds:
Stage 1: competitors fire at 10 yards at a B-10 target;
Stage 2: competitors fire at 15 yards at a B-8 target;
Stage 3: competitors fire at 25 yards at a B-3 target.
- 3-5 Firing position. All courses of fire will be in the standing position. The competitor must stand on both feet while supporting the firearm in a comfortable shooting position.
- 3-6 Lane Assignments.
Lanes shall be assigned from left to right; 1, 3, 5, 7, 9, 2, 4, 6, 8. Glockes shall be assigned to the right most lanes due to complaints of ejected brass.
- 3-7 Cross fire shots. A cross fire is scored as a miss. Any competitor intentionally cross firing onto another competitor's target will be disqualified.
- 3-8 Loaded Weapons. No loaded firearms will be allowed on the range other than the live fire range.
- 3-9 Special Dispensation. Competitors confined to wheelchairs or similar devices may be given special dispensation by the Range Master in respect of mobility assistance.
- 3-10 Equipment and clothing. Competitors may wear casual or sports clothing. Footwear is limited to athletic or work style shoes. All competitors must use hearing and vision protection.
- 3-11 Range Areas. Observation Area from the south edge of the parking lot to the north edge of the shed; Target Managers Area the area under the shed; Competitors Area from the south edge of the shed to the north edge of the gong target

range. See Appendix II.

4. Firearms permitted: Any semiautomatic or revolver handgun that discharges rim fire or center fire ammunition. The velocity of the cartridge fired must not exceed 1400 feet per second.
 - 4.1 Sights must be only open/aperture type or non-magnified red dot or green dot. Laser and telescopic sights are prohibited.
 - 4.2 All of a handgun's safety features must remain in place and operate properly.
 - 4.3 Two or more competitors may use the same handgun in a match provided they shoot in different Relays.

5. Safety procedures:
 - 5-1 Range Safety Officer. When on the Live Firing Range, competitors must follow the instructions of the Range Safety Officer (RSO) and Range Officers (RO) at all times.
 - 5-2 Range Safety Rules. Competitors are responsible to read, understand and comply with all range safety rules.
 - 5-3 Muzzle Control. Muzzle control will be strictly enforced.
 - 5-4 Preliminary Actions. Before the relay and after each stage, the RSO and RO's will check all firearms to insure it and the magazines are unloaded and the slide or gate open. After being inspected, each firearm will be placed in a holster.
 - 5-4-1 Weapon Handling. Firearms shall remain in their holsters at all times unless instructed otherwise by the RSO. Any weapon handling outside of the LFR shall take place in the designated weapon handling area under the supervision of the Range Warden.
 - 5-5 Range Commands. The RSO will direct the loading, firing, ceasefire and all other commands for the match/stages and maintain the time.
 - 5-5-1 Assemble in the Competitors Area. Up to two relays of competitors may gather in the Competitors Area. All other competitors and spectators will stay in the Observation Area. As one relay finishes their 3 stages, they will exit the LFR and when directed the next relay will enter the LFR.
 - 5-5-2 Magazines and Speed-Loaders. Competitors with semi-

automatic weapons must load 2 magazines with 5 rounds in each magazine. Revolver competitors may load 2 speed-loaders with 5 rounds each. Loading of magazines, speed loaders and firearms will only be done on the LFR only upon command from the RSO. Under no circumstances may these be put into the handgun until instructed to do so.

- 5-5-3 Course of Fire. The RSO will announce the course of fire (stage, distance, and number of shots per string) for each stage. The following commands will apply:
- 5-5-4 Load and Lock. The command to L O A D will be given and competitors load their speed loaders, magazines, or cylinder. Then the command to LOCK will be given. Competitors insert the magazine into the weapon. All revolver competitors will close the cylinder.
- 5-5-5 Firing Line Ready. The RSO states MAKE READY. Competitors rack the slide or cock the hammer; fingers remain OFF the trigger until Commence Firing is given. The RSO then asks IS THE LINE READY? a competitor who has a problem raises an arm and announces "Not ready on Lane ____". When all problems have been solved the RSO announces THE LINE IS READY. And then READY ON THE RIGHT? The Range Officer (RO) on the right states READY. And then READY ON THE LEFT? The Range Officer (RO) on the left states READY.
- 5-5-6 Commence Fire. The RSO now states: "COMMENCE FIRE." This command authorizes the start of the firing at this stage in the course of fire. Competitors are expected to release their magazine or open their cylinder after they have shot the first five rounds and reload their weapon.
- 5-5-7 Cease Fire. "Cease fire and unload alibis" This command is issued by the RSO when all competitors have finished firing. When the command is declared, all firing must stop. If any shots are fired after the "CEASE FIRE" command, the number of shots fired will be scored as misses and deducted from the competitor scored hits. Competitors will remove the magazine (or open the cylinder) then unload all

cartridges from it and the chamber.

- 5-5-8 Firing Line Clear. The RSO will now state: SHOW CLEAR. The RO's will verify that each competitor has unloaded their firearm and indicate that the firing line is clear. The RSO announces "Case firearms and Police brass."
- 5-5-9 Stage End. At the end of each stage of the relay, the competitors remain on the firing line to receive the next course of fire.
- 5-5-10 Relay End. At the end of the last stage, competitors move to the observation area & store their equipment.

6. Match Officials

- 6-1 Range Master (RM) has over-all authority over all persons and activities within the entire event, including range safety, the operation of all courses of fire, and the application of these rules. All disqualifications and appeals to arbitration must be brought to his attention. The RM will send each relay to the Ready Area.
- 6-2 Range Safety Officer (RSO) is the primary authority over all persons and activities on the firing line, issues range commands, and oversees the fair, correct and consistent application of these rules. He is normally positioned in the center of the firing line. He also ensures all targets are turned over to the TM. He provides the safety briefing for all Relays.
- 6-3 Range Officers (RO) are stationed at each end of the firing line, issues range commands, oversees competitor compliance with the written stage briefing and closely monitors safe competitor action.
- 6-4 Chief Scoring Officer (CSO) supervises the Scorers. The CSO assists Scorers with questionable shots on a target. The CSO, using a calculator, double checks all scorecards prior to be sent the Statistics Officer.
- 6-5 Scorer (SCO) assists the CSO; after each stage, scores the targets following the guidelines in Scorers Instructions Rev 2a & Scoring Instructions Rev 3a.
- 6-6 Administration (Admin) responsible for having all competitors fill out a Registration Form, a Liability Agreement Form (if necessary), an Eligibility Affidavit Form,

and a Scorecard. He will make available any documents and a copy of these rules for competitors to read. After checking all forms to be sure they are correct, Administration will sign the Eligibility Affidavit Form as witness to the competitor's signature. After registering, all competitors will pick up their 3 targets, print their name on the top of each target (not the target board), and proceed to the Admin. Assistant.

- 6-7 Administration Assistant (AdminA) assigns each competitor to a Relay & Lane according to Relay & Lane Assignment Guidelines.
- 6-8 Range Warden (RW) assists Administration and is responsible for standing at the gate and inspecting all firearms to insure they are not loaded. The RW then monitors the Competitors Area to ensure that firearms handling is always safe.
- 6-9 Statistics Officer (SO) receives the scorecards from the CSO as soon as they are scored for each stage. The data from the scorecards is entered into the computer. When all score cards have been submitted, the competitors are ranked from highest to lowest and this is printed out. The printout is given to the Range Master who will provide the list and the prizes to the Awards Presenter.
- 6-10 Awards Presenter is the highest-ranking elected Post Officer available who will present the awards to the 1st, 2nd, & 3rd place winners.
- 6-11 Target Manager takes all 3 targets and the Relay Card from each competitor. It is the responsibility of the TM to ensure that the correct targets are posted to the correct Firing Lane. Before each Stage begins, the TM will go to each Lane and read the name on the target to the person standing in that lane. The TM supervises the Target Runners.
- 6-12 Target Runners work on the range posting targets, taking scored scorecards and targets to the Statistics Officer, and other duties as assigned by the TM.

7. Scoring

- 7-1 Each competitor leaves their targets, ~~scorecard, & relay card~~ with the Target Manager at the table under the shed. Competitors are then directed to the Competitors Area.

- 7-2 The Target Manager directs the Target Runners to sort the targets by stage and lane. When the RSO is ready, the Runners post the targets for the Stage.
- 7-3 When the targets for a Stage are all posted, the Target Manager ensures that each Firing Lane target has the same name as the shooter firing on that Lane number.
- 7-4 When a Stage finishes firing, the Range Safety Officer will make sure the range is clear. When he is sure it is safe, he gives a command to post new targets. At that point Target Runners remove the old targets and post the new target for the next stage.
- 7-5 Upon completion of the posting for the next Stage, one of the Runners will take the targets for that Stage up to the Post building and give them to the Chief Scorer. The Target Runner returns to the range to help as required
- 7-6 While scoring is being done, no competitor may enter the Scoring Area. Anyone who does may be disqualified with no refund of entry fee.¹
- 7-7 The Scoring Officers must make sure they initial each scorecard they score.
- 7-8 After scoring for a target is completed, the Scorer lays that target face down on a table in lane number order.
- 7-9 Upon completion of the competition, competitors are permitted to review the targets and scorecard. Target sets will be laid out on tables by Relay. Competitors may keep their targets if they like. All competitors will sign their scorecard before leaving the Scoring Area. All challenges will be brought to the attention of the Range Master at this time.
- 7-10 After review of the challenge targets and scores, the competitor must accept the decision of the Range Master. The competitor then must sign his scorecard. Any refusal to sign the scorecard disqualifies the competitor. The Range Master will so note on the scorecard.
- 7-11 When each Relay is scored, the scorecards for that relay are sent to the Statistics Officer. When the top three high scores

¹ Competitors to get coffee, water, etc. or to go to the rest room may enter the kitchen door at the north end of the building. They must not go past the north end of the closest tables to the kitchen. Competitors must not interact with the scorers while the competition is active. Scoring will be done in the south (toward the helicopter) end of the building.

are determined, the Range Master may release all competitors' targets. Targets not picked up will be destroyed or retained for training purposes.

7-12 After the competition is completed, all scorecards are the property of A. L. Post 48 Chesnee.

7-13 A separate document, "Scoring Details" is available for review. This provides information to scorers as to how scoring is to be done.

8. Holsters and Competitor Equipment

8-1 Competitors will utilize a holster. Firearms in a holster will have no round in the chamber.

8-2 Unless otherwise specified in the Safety briefing, the belt carrying the holster and all allied equipment must be worn at waist level. The belt or an inner belt or both must be either securely fixed at the waist, or secured with a minimum of three belt loops.

8-3 Female competitors may be permitted to wear a belt, holster, and allied equipment at hip level; however, the top of the belt must not be positioned below the furthest lateral point of the top of the femur.

8-4 During the course of fire, second ammunition magazines and/or speed loading devices shall be carried in retention devices attached to the competitor's belt and specifically designed for that purpose. A competitor may also carry an additional magazine or speed loading device in apparel pocket(s) and retrieve and use them.

8-5 Competitors will not be permitted to commence a course of fire wearing:

(a) A shoulder holster or "tie-down" rig.

(b) A holster which does not completely prevent access to, or activation of the trigger of the handgun while holstered.

9. Awards

The 1st, 2nd and 3rd place competitors will be awarded appropriate trophies.

10. Exceptions, Ambiguities, or Oddities

Any incident or subject not covered in the above rules must be brought to the attention of the Range Master. The decisions of the Range Master are final in all disputes.


11. Parking

All vehicles must park outside the gate to the firing range.

Appendix I Targets Used in the Competition

(Not to scale)

Stage 1 10 yards




Note: there is no X on this target

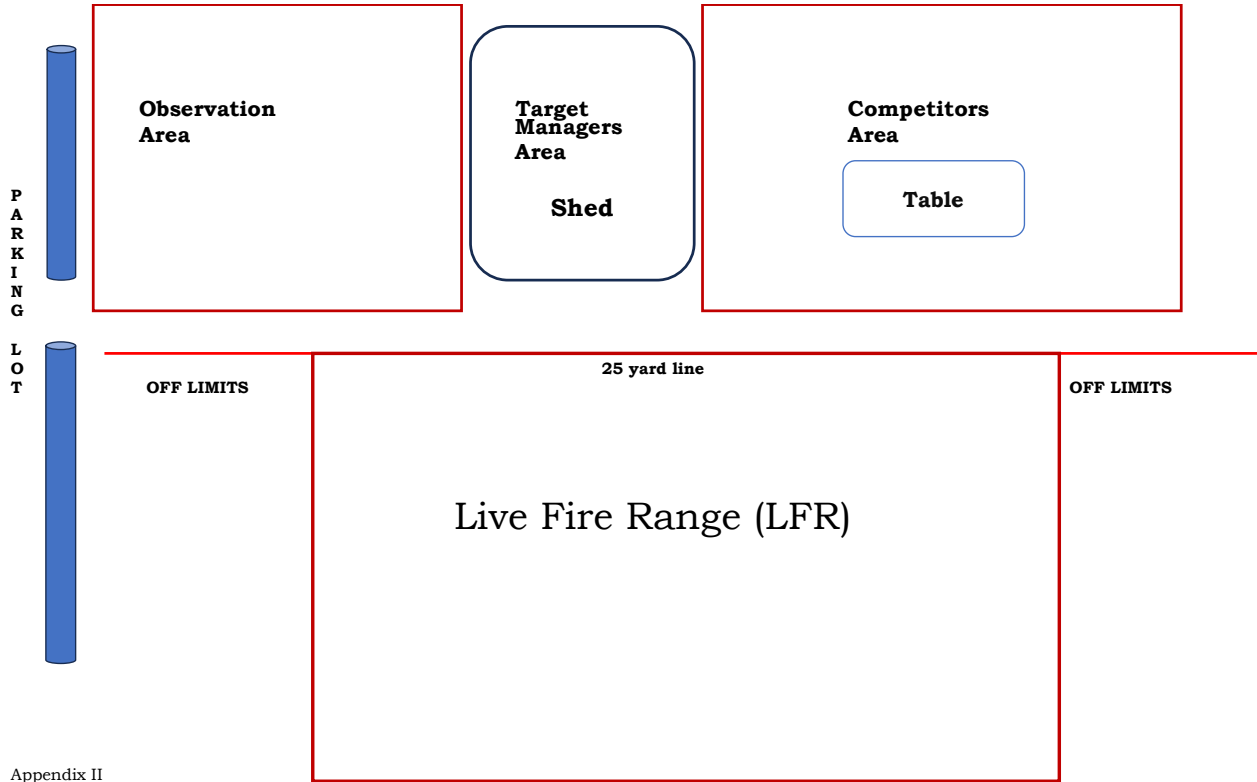
Stage 2 15 yards



Stage 3 25 yards



Appendix II Areas Used in the Competition



Appendix II